

# Storage and release of organic carbon from glaciers and ice sheets

Eran Hood<sup>1\*</sup>, Tom J. Battin<sup>2</sup>, Jason Fellman<sup>1</sup>, Shad O'Neel<sup>3</sup> and Robert G. M. Spencer<sup>4</sup>

**Polar ice sheets and mountain glaciers, which cover roughly 11% of the Earth's land surface, store organic carbon from local and distant sources and then release it to downstream environments. Climate-driven changes to glacier runoff are expected to be larger than climate impacts on other components of the hydrological cycle, and may represent an important flux of organic carbon. A compilation of published data on dissolved organic carbon from glaciers across five continents reveals that mountain and polar glaciers represent a quantitatively important store of organic carbon. The Antarctic Ice Sheet is the repository of most of the roughly 6 petagrams (Pg) of organic carbon stored in glacier ice, but the annual release of glacier organic carbon is dominated by mountain glaciers in the case of dissolved organic carbon and the Greenland Ice Sheet in the case of particulate organic carbon. Climate change contributes to these fluxes: approximately 13% of the annual flux of glacier dissolved organic carbon is a result of glacier mass loss. These losses are expected to accelerate, leading to a cumulative loss of roughly 15 teragrams (Tg) of glacial dissolved organic carbon by 2050 due to climate change — equivalent to about half of the annual flux of dissolved organic carbon from the Amazon River. Thus, glaciers constitute a key link between terrestrial and aquatic carbon fluxes, and will be of increasing importance in land-to-ocean fluxes of organic carbon in glacierized regions.**

Glaciers and ice sheets contain about 70% of Earth's freshwater, and ongoing mass loss from this ice reservoir is a major contributor to sea-level rise through the increased land-to-ocean flux of freshwater<sup>1,2</sup>. Glaciers are therefore a prominent component of the global hydrological cycle. However, it is only recently that glaciers have been recognized as unique ecosystems, and even as a biome, with potential implications for the global carbon cycle<sup>3–5</sup>. Glacier ecosystems accumulate organic carbon (OC) from *in situ* primary production as well as from the deposition of carbonaceous material derived from terrestrial and anthropogenic sources<sup>3–7</sup>. Organic carbon is released from glaciers through melt at the glacier surface that discharges at the glacier terminus into proglacial streams and fjords. Ice-locked OC can also enter marine and lacustrine environments through iceberg calving. The release of OC from glaciers into proglacial ecosystems has been quantified for a few isolated areas, including the Gulf of Alaska<sup>6</sup>, the European Alps<sup>7</sup> and Greenland<sup>8</sup>. However, a comprehensive analysis of the total amount of OC stored in and released from glaciers on a regional and global basis is lacking. Such estimates are crucial to better constrain the role of glaciers in the global carbon cycle, especially as climate warming continues to reduce glacier ice stores.

We combine measurements of OC and ice volume from glaciers and ice sheets in mountain glaciers (MGL), the Greenland Ice Sheet (GIS), and the Antarctic Ice Sheet (AIS) to quantify the total mass of OC stored in the global terrestrial ice reservoir. In addition, we use current and future estimates of glacier mass balance and runoff to evaluate how the release of OC from glacier storage will change in coming decades. Because glacier runoff liberates highly biologically labile carbon<sup>6,7,9</sup>, this information provides insight into how the productivity of proglacial aquatic ecosystems will be impacted by continued warming.

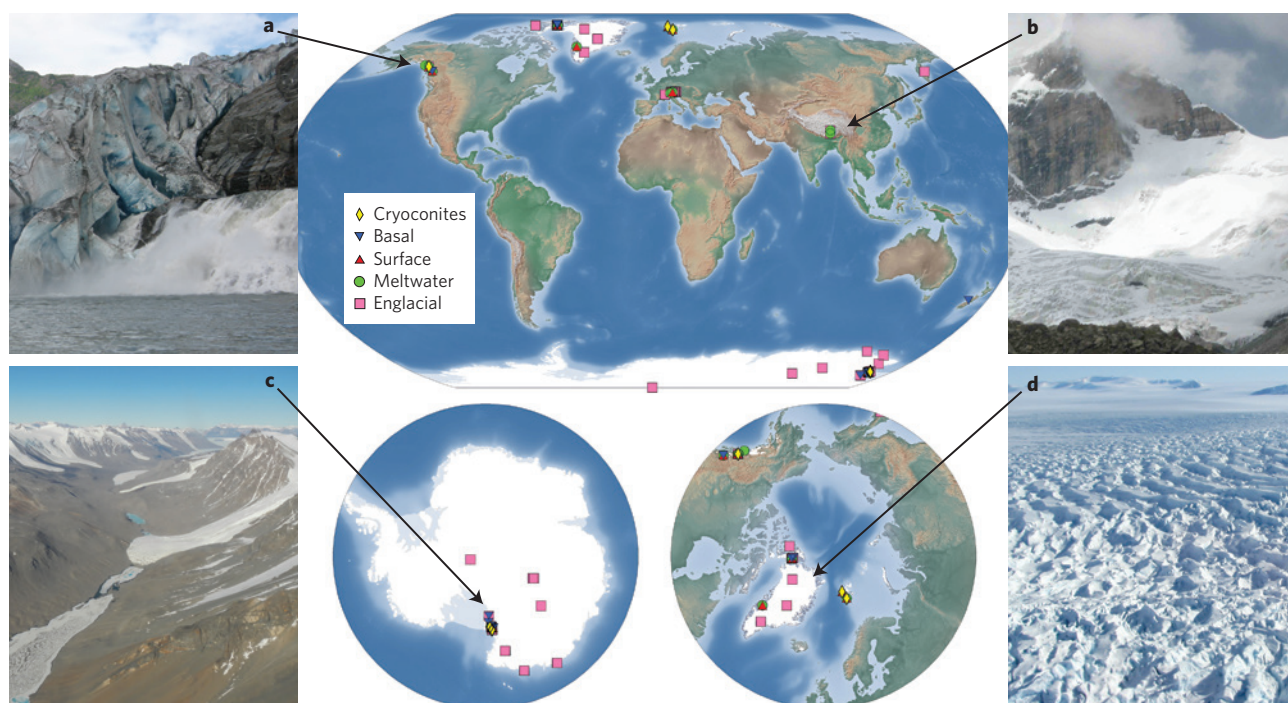
## Organic carbon storage

Data on OC concentrations in glaciers are relatively sparse. We focus here on dissolved OC (DOC), which constitutes the bulk of glacier OC measurements and is the primary intermediary to carbon cycling<sup>10</sup>. We developed a database of glacier DOC concentrations containing more than 300 samples that span five continents (Fig. 1). The vast majority of samples were collected from MGL and the geographic distribution of samples is limited, particularly for the ice sheets (GIS and AIS) where there are relatively few glacier-associated DOC samples. Across all regions and glacier types, concentrations of DOC ranged from 0.01 to 43.2 mgC L<sup>-1</sup> with a grand mean of 0.97 mgC L<sup>-1</sup> (Fig. 2, Supplementary Table 1). The lowest DOC concentrations were reported from MGL ice cores in the European Alps with values of <0.05 mgC L<sup>-1</sup> (for example, ref. 11) and from old ice in the interior of GIS and AIS where DOC ranges from 0.02 to 0.04 mgC L<sup>-1</sup> (ref. 12). The highest DOC concentrations were found in basal ice and cryoconite holes reflecting localized accumulation of organic material from overrun OC<sup>13,14</sup> and *in-situ* production<sup>15–17</sup>, respectively (Fig. 2, Supplementary Table 1). Average DOC concentration is significantly higher on the surface than in englacial ice for GIS (Mann–Whitney Test,  $P < 0.01$ ) and MGL ( $P < 0.001$ ) but not for AIS ( $P > 0.05$ ). Concentrations of DOC in englacial ice are significantly higher in MGL compared with GIS ( $P < 0.01$ ) but not compared with AIS ( $P > 0.05$ ; Fig. 2). However DOC data for AIS are strongly influenced by relatively high concentrations associated with marginal AIS glaciers within the McMurdo Dry Valleys (Supplementary Table 1). Thus, our findings are consistent with the idea that small glaciers and ice sheet margins receive higher inputs of external OC and demonstrate higher *in situ* productivity<sup>5</sup>.

Concentrations of DOC in englacial ice were used to calculate the global mass of DOC stored in glacier ice. The largest source of

<sup>1</sup>Environmental Science and Geography Program, University of Alaska Southeast, Juneau, Alaska 99801, USA. <sup>2</sup>Stream Biofilm and Ecosystem Research Laboratory, School of Architecture, Civil and Environmental Engineering, Ecole Polytechnique Fédérale de Lausanne, CH-1015 Lausanne, Switzerland.

<sup>3</sup>Alaska Science Center, US Geological Survey, Anchorage, Alaska 99508, USA. <sup>4</sup>Department of Earth, Ocean and Atmospheric Science, Florida State University, Tallahassee, Florida 32306, USA. \*e-mail: [eran.hood@uas.alaska.edu](mailto:eran.hood@uas.alaska.edu)



**Figure 1 | Location of glacier DOC samples classified by type. a–d,** Samples were collected from a wide variety of glacial environments including: Alaska (a), Tibet (b), Dry Valley glaciers in Antarctica (c), and the Greenland Ice Sheet (d).

uncertainty in this calculation is the concentration of DOC within englacial ice in AIS, which contains roughly 90% of the glacier ice on Earth. The majority of the measurements of DOC in englacial ice for AIS (>60%) are from Dry Valley glaciers that, although considered part of AIS rather than peripheral mountain glaciers<sup>18</sup>, are located in a polar desert with large ice free areas. The abundance of exposed soils in the Dry Valleys renders glaciers in this region non-representative of AIS as a whole. For example, mean englacial DOC concentrations are more than 2.5× higher for Dry Valley glaciers ( $0.40 \text{ mgC L}^{-1}$ ,  $n=11$ ) compared to ice cores from the main AIS ( $0.15 \text{ mgC L}^{-1}$ ,  $n=8$ ). Moreover, the mean concentration for the AIS ice cores included in our analysis falls near the centre of the range of DOC concentrations ( $0.02\text{--}0.32 \text{ mgC L}^{-1}$ ) reported for the Vostok ice core<sup>19</sup>, supporting the idea that these ice core data are representative of englacial DOC concentrations in AIS.

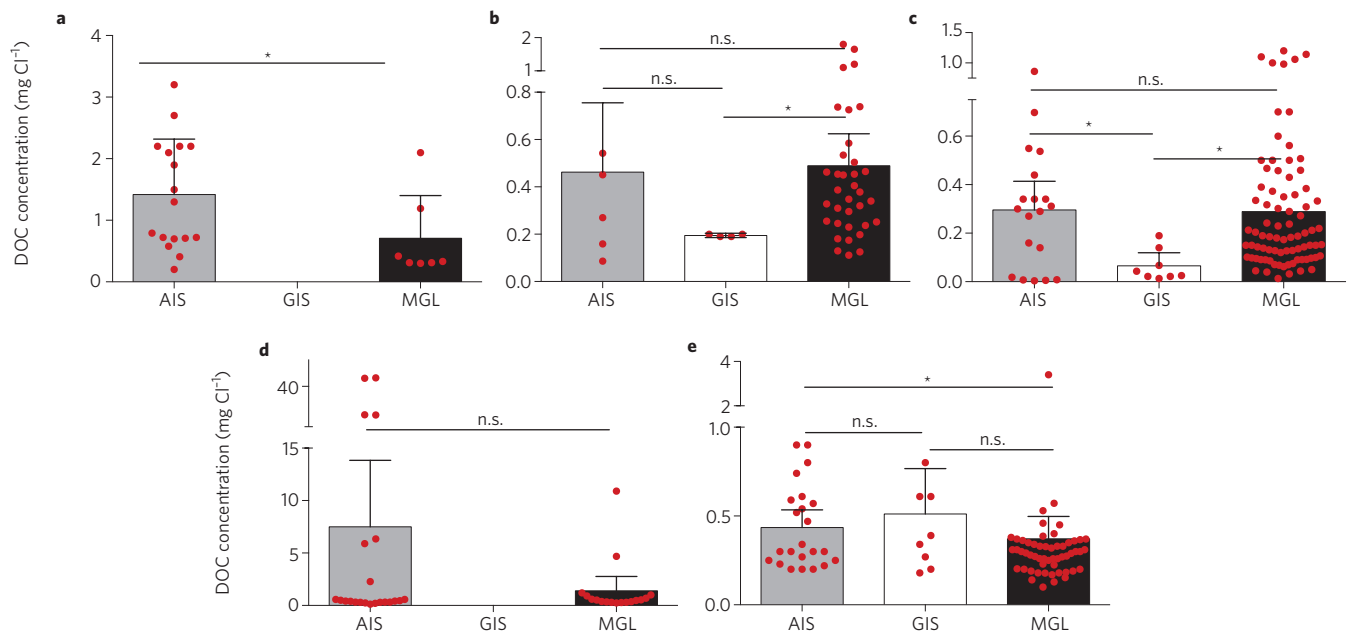
Excluding englacial ice data from the Dry Valleys and including only AIS ice-core data provides a conservative global estimate of glacier-stored DOC of  $4.48 \pm 2.79 \text{ PgC}$  with  $4.19 \pm 2.78 \text{ Pg}$  (93%) of glacier DOC stored in AIS,  $0.22 \pm 0.06 \text{ Pg}$  (5%) in GIS, and  $0.07 \pm 0.01 \text{ Pg}$  (2%) in MGL (Fig. 3a). Our estimate is somewhat higher than previous estimates of DOC storage in both Antarctica (3.3 Pg) and Greenland (0.3 Pg) that were based on a lower average DOC concentration ( $0.11 \text{ mgC L}^{-1}$ ) for AIS<sup>20</sup>. A measure of the potential upper bound of DOC storage in AIS can be made by including englacial DOC data from the Dry Valleys, which increases the estimate of DOC storage in AIS to  $\sim 8.4 \text{ Pg}$ , nearly doubling the global estimate of DOC stored in glacier ice.

A complete global glacier budget for OC requires estimating the storage of particulate OC (POC) in glacier ice. There are few measurements of POC in glacier ice compared with measurements of DOC, however a small number of studies report DOC:POC ratios in ice cores and englacial ice samples that can be used to estimate POC storage based on our estimates of glacier DOC stocks. Using POC concentrations for MGL and DOC:POC ratios for GIS and AIS (Methods), we estimate the global glacier POC store at  $1.39 \text{ PgC}$ , with  $1.27$  (91%) of glacier POC stored in AIS,  $0.07 \text{ Pg}$  (5%) in GIS, and  $0.06 \text{ Pg}$  (4%) in MGL.

Taken together, our estimates of DOC and POC in glacier ice suggest the global store of OC in glaciers and ice sheets is on the order of 6 Pg. In the context of cryospheric carbon storage, glacier OC storage is equivalent to  $\sim 6\%$  of the total organic carbon pool in North American Arctic soils<sup>21</sup>. At the global scale, the store of glacier OC is small compared to the total amount of OC in permafrost soils (>1600 Pg)<sup>22</sup>. However, unlike OC in permafrost soils, OC released from glaciers, particularly as DOC, is rapidly transferred to proglacial aquatic ecosystems, bypassing potential biotic removal in soils<sup>23</sup>. At the global scale glacier ice represents a significant, yet largely unrecognized hydrological reservoir of OC that merits consideration in studies addressing global riverine carbon dynamics and the land-to-ocean transport of OC (ref. 22).

### Export of glacial organic carbon

Annual glacier runoff from the global ice reservoir through melting and iceberg calving is approximately  $4,250 \text{ Gt yr}^{-1}$  (refs 24–26), while present-day annual glacier mass loss is estimated at  $369\text{--}905 \text{ Gt yr}^{-1}$  globally<sup>27</sup>. The ratio of these two aggregate values allows partitioning of the water flux from glaciers, with net mass changes accounting for only 10–20% of global glacier runoff and the bulk (80–90%) resulting from mass turnover (Box 1). Based on concentrations of DOC in glacier meltwater (Fig. 2, Supplementary Table 1), we estimate that global glacier runoff liberates  $1.04 \pm 0.18 \text{ TgC yr}^{-1}$  of DOC to proglacial freshwater and marine ecosystems, with the largest contribution ( $0.58 \pm 0.07 \text{ TgC yr}^{-1}$  or 56%) coming from MGL compared to GIS ( $0.22 \pm 0.04 \text{ TgC yr}^{-1}$ ) and AIS ( $0.24 \pm 0.16 \text{ TgC yr}^{-1}$ ; Fig. 3b). The global distribution of DOC export from glaciers is markedly different from the distribution of glacier DOC storage. The disproportionately high DOC export from GIS and MGL relative to the size of these ice reservoirs reflects higher rates of glacier mass turnover compared with AIS<sup>28</sup>. Globally, approximately  $0.14 \text{ TgC}$  of the DOC released annually is associated with glacier mass loss, with the largest contribution from MGL and smaller contributions from the ice sheets consistent with a recent estimate for AIS<sup>29</sup>. Thus, roughly 13% of the annual downstream flux of glacier DOC



**Figure 2 | Glacier DOC concentrations.** **a–e**, Average concentration of DOC in cryonites (**a**), surface (**b**), englacial (**c**) and basal ice (**d**) and in glacier melt water (**e**) for the AIS, GIS and MGL. Red dots indicate the single values for each entity. Horizontal lines indicate significance tests between groups with one asterisk referring to  $P < 0.05$ , two asterisks referring to  $P < 0.01$ , and n.s. denoting not significant ( $P > 0.05$ ) based on the non-parametric Mann-Whitney test (two-tailed  $P$ ). Error estimates are  $\pm 1$  standard error.

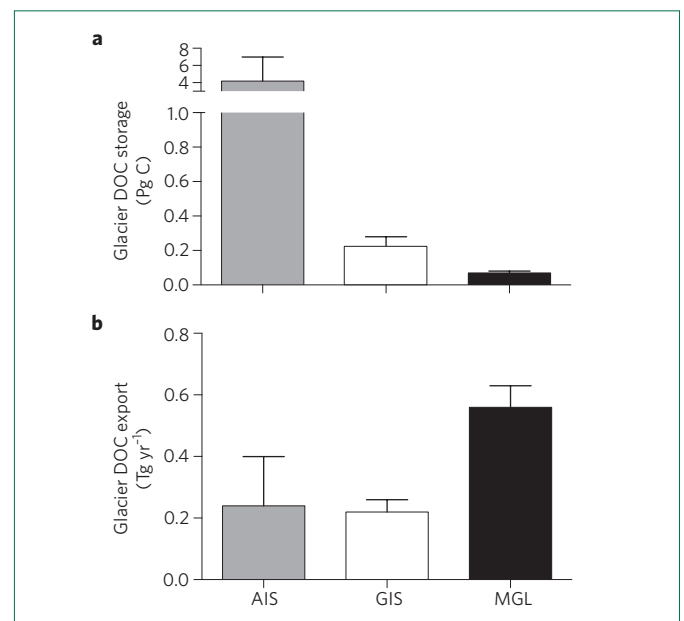
constitutes a non-steady state flux that decreases the overall mass of DOC stored in glacier ice. The remainder of the DOC flux (87%) comes from annual mass turnover.

POC export from glaciers is closely tied to suspended sediment yields, which are dependent on many factors including: ice temperature, glacier hydrology, bedrock lithology, subglacial sediment stores, and glacier size<sup>30</sup>. Moreover, glacier sediment yields vary by more than three orders of magnitude between polar glaciers ( $\sim 10^2$  t km<sup>-2</sup> yr<sup>-1</sup>) and large valley glaciers in tectonically active regions ( $> 10^5$  t km<sup>-2</sup> yr<sup>-1</sup>)<sup>30</sup> making it difficult to regionalize estimates of POC export from glaciers. The variability in glacier sediment export is reflected in POC data for glacier meltwater, with POC concentrations exceeding DOC concentrations by roughly an order of magnitude at GIS<sup>8</sup>, while being roughly equal for a small glacier in the European Alps<sup>31</sup>. Based on extremely limited POC data for glacier runoff, we estimate that glacier runoff releases nearly twice as much POC (1.97 Tg yr<sup>-1</sup>) as DOC to downstream ecosystems. Greenland is the largest contributor to annual POC fluxes (1.19 Tg or 61% of the total glacier POC flux), followed by MGL (0.70 or 36%), while AIS contributes relatively little (0.07 Tg or 7%) because of low subglacial runoff.

On a global scale, our estimates suggest that the annual release of glacier OC to downstream freshwater and marine ecosystems is roughly 3 Tg. Our estimates of OC fluxes for GIS are higher than recent estimates<sup>8</sup> for DOC ( $0.08 \pm 0.02$  TgC yr<sup>-1</sup>) and POC ( $0.9 \pm 0.2$  TgC yr<sup>-1</sup>) that neglected the englacial OC released via iceberg calving, which constitutes roughly 65% of the annual water flux from the GIS<sup>24</sup>. In the context of land-to-ocean OC export, our estimates of the global fluxes of glacier OC liberated annually equate to  $\sim 0.6\%$  of the global riverine flux of DOC to the coastal ocean<sup>32</sup> and  $\sim 1\%$  of the global POC flux<sup>33</sup>.

A notable aspect regarding the magnitude of the ice-derived OC fluxes is that glacier-derived DOC is highly biologically available in comparison to DOC from other terrestrial sources (for example, soils, vascular plants), with 25–95% of DOC being readily metabolized by microbial heterotrophs in short-term laboratory bioassays<sup>6,7</sup>. This suggests that glacial DOC entering aquatic ecosystems

is likely to stimulate heterotrophic metabolism and ultimately contribute to CO<sub>2</sub> outgassing to the atmosphere<sup>7</sup>. Furthermore, the high bioavailability of glacier DOC may prime the metabolism of apparently stable terrestrial DOC in downstream ecosystems<sup>34</sup>. Thus, the biogeochemical role of DOC released from glaciers appears disproportionately relevant despite the modest magnitude of the flux on a global scale. This may be particularly true along heavily glacierized coastal margins, where glacier discharge dominates water fluxes into riverine and near-shore marine ecosystems, or in high-alpine valleys devoid of soils and vegetation.



**Figure 3 | Storage and flux of glacier DOC.** Total glacier storage of DOC (**a**) and annual DOC export in glacier runoff (**b**) for MGL, GIS, and AIS. Error estimates are  $\pm 1$  standard error.

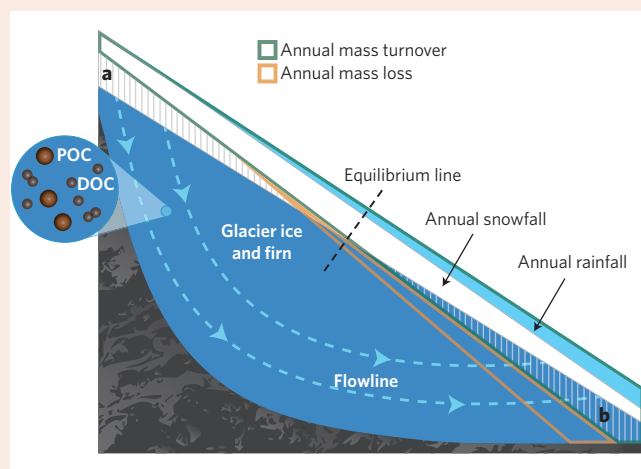
**Box 1 | Glacier Runoff: Water and carbon.**

Glacier runoff has been defined in various ways<sup>49,50</sup>. Here we consider it the annual discharge of water (via melt, rain runoff, and calving) that is derived from precipitation deposited over the glacier footprint. Glacier runoff is comprised of two components: annual mass turnover and annual mass loss (Fig. B1). These components are analogous to the annual throughput of water transiting a reservoir and the change in water storage in the reservoir, respectively. The OC in glacier runoff is derived from three sources: englacial OC, surface deposition and production, and subglacial carbon.

Annual mass turnover is the mass (or volume) of water discharged from the glacier that is less than or equal to the net annual precipitation (that is, total precipitation minus sublimation and evaporation) deposited over the glacier footprint; this component does not change the glacier volume or the global store of OC in glacier ice.

Annual mass loss is the mass of water discharged from the glacier beyond net annual precipitation; this component depletes the global store of glacier ice and OC and contributes to sea-level rise. Future increases in glacier mass loss could increase the relative importance of this component of glacier runoff.

In a year when the glacier mass balance is positive, the annual mass turnover is less than net precipitation and the annual mass loss is negative, indicating a net mass gain of water and OC by the glacier.



**Figure B1 | Glacier mass turnover and runoff.** Illustration of the different components of glacier runoff (annual mass turnover and annual mass loss) for a temperate mountain glacier. Glacier ice and firn are shown in blue along with the annual accumulation of snow (white) and rain (light blue) on the glacier surface. The mass of snow in wedge **a** is equal to the ice in wedge **b**, demonstrating that ice loss associated with annual mass turnover does not impact the total mass of the glacier.

**Future of the glacier carbon store**

The release of glacier OC in coming decades will be strongly influenced by shifts in surface mass balance and glacier dynamics. Ice loss from GIS and AIS is expected to continue increasing in coming decades<sup>35,36</sup>. As a group, MGL are also projected to continue losing mass although the magnitude of this trend will vary strongly by region due to differences in glacierization and climate regime<sup>2,37</sup>. Based on projections of glacier mass loss, we estimate that 15.34 Tg of DOC (an average of 0.43 TgC yr<sup>-1</sup>) will be liberated from glacier storage by 2050, with the majority (9.68 Tg or 63%) coming from MGL. However, the total release of DOC from glaciers by 2050 will

be substantially higher than this mass loss term because annual mass turnover through glaciers releases 0.9 TgDOC yr<sup>-1</sup>. Conservatively projecting this mass turnover estimate forward yields an additional flux of 32.4 TgDOC to aquatic ecosystems by 2050. Thus, the overall magnitude of DOC released in glacier runoff by 2050 (~48 Tg) is equivalent to roughly 1.5 times the annual flux of DOC from the Amazon River<sup>38</sup>. Analogous calculations for POC yield a total export of roughly 78 TgPOC by 2050, however the biological reactivity of this particulate OC has not been quantified, so it is unclear what proportion of this material will be readily metabolized in downstream ecosystems. Organic carbon exported as both DOC and POC from glaciers and ice sheets will continue to be dominated by mass turnover in coming decades despite projected increases in mass loss for MGL and the two ice sheets.

Our projected losses of OC from terrestrial ice storage are conservative because they assume concentrations of OC in glacier ice will remain constant and that increases in the overall flux of OC from glaciers will be driven solely by increased rates of glacier mass loss. However, there are several mechanisms by which concentrations of OC in glacier discharge could increase in the future including: increased primary production in glacier ecosystems associated with longer melt seasons and the expansion of snow free area on glaciers (currently estimated at  $0.7 \times 10^6$  km<sup>2</sup> outside of Antarctica<sup>39</sup>); increased deposition of carbonaceous material on glacier surfaces<sup>40,41</sup>; and increased sediment (and POC) export associated with the potential transition from cold-based toward warm-based glaciers in high-latitude regions. Any increases in OC production or OC inputs to glaciers could partially mitigate the net loss of OC from glacier storage and increase future OC export from these ecosystems via both mass turnover and mass loss. Nonetheless, it is clear that in coming decades MGL will experience the single largest loss of glacier OC and that mass balance of glaciers will be an important driver in liberating POC and bioavailable DOC to high-latitude marine ecosystems, particularly those surrounding the major ice sheets that currently receive relatively limited land-to-ocean fluxes of organic carbon<sup>33,42</sup>.

**Resolving uncertainties**

Our global estimates of the storage and release of OC from glacier and ice sheet ecosystems contain substantial uncertainty. Nevertheless, they show that the vast majority of ice-locked OC is stored in the AIS and that the release of bioavailable glacier OC to downstream ecosystems is currently dominated by runoff from MGLs, which have high rates of mass turnover. Additional measurements of englacial OC from the ice sheets will help to better constrain global estimates of OC storage. Measurements of POC export from a wider range of glacial basins will allow for better quantification of the role of POC in the OC export budget of glaciers. From a glaciological standpoint, it is apparent that in addition to global net mass loss rates from glaciers, we need an improved understanding of mass balance components. Better quantitative estimates of factors such as net accumulation and ablation, including calving and meltwater runoff, will help us more accurately quantify the release of OC and other biogeochemically relevant materials from glaciers to downstream ecosystems.

Refining estimates of OC storage and loss from glaciers is critical for improving our understanding of the downstream biogeochemical and ecological impacts of glacier change. Glacier-derived OC has been shown to subsidize terrestrial<sup>43,44</sup> and aquatic<sup>6,7,45</sup> food webs, implying that future changes in glacier OC export may stimulate the metabolism of downstream ecosystems and alter their trophic structure. Ultimately, quantifying the magnitude and temporal dynamics of OC release from glaciers will improve our ability to predict changes in the biogeochemical coupling between glaciers and downstream ecosystems and deepen our insight into the role of glaciers in global carbon cycling.

## Methods

**Glacier OC storage.** GIS and AIS represent the contiguous Greenland and Antarctic Ice Sheets. Following standard glaciological convention, MGL was defined to represent all mountain glaciers globally (including mountain glaciers around the peripheries of GIS and AIS)<sup>1,46</sup>. Stores of glacier DOC were calculated by multiplying average englacial DOC concentration for MGL, GIS and AIS by the total volume of ice for each<sup>46,47</sup> and thus excludes glacier-associated DOC stored in subglacial (for example, overrun organic matter) and supraglacial (for example, cryoconite holes) environments:

$$\begin{aligned} \text{MGL englacial DOC}_{\text{AVG}} \times \text{MGL Volume} &= \text{MGL DOC storage} \\ \text{GIS englacial DOC}_{\text{AVG}} \times \text{GIS Volume} &= \text{GIS DOC storage} \\ \text{AIS englacial DOC}_{\text{AVG}} \times \text{AIS Volume} &= \text{AIS DOC storage} \end{aligned}$$

where  $\text{DOC}_{\text{AVG}}$  indicates average englacial DOC concentrations calculated as the mean of all englacial DOC concentrations for MGL, GIS, and AIS (with the caveat that englacial DOC data from the McMurdo Dry Valleys were excluded from the AIS dataset because they were deemed non-representative of the main AIS). For englacial DOC data from ice cores, multiple samples from a single ice core were averaged to avoid a statistical bias towards intensively sampled glaciers. Error estimates for glacier DOC storage were calculated based on the standard error for englacial DOC data for mountain glaciers and the ice sheets and do not incorporate errors associated with estimates of ice volume.

The store of glacier POC in MGL was calculated in the same manner as DOC, by multiplying the mean englacial POC value (Supplementary Table S2) by the volume of ice in MGL. The stores of glacier POC in GIS and AIS were calculated by dividing DOC stores for the ice sheets by the mean DOC:POC ratio for polar ice and firn from GIS and AIS (Supplementary Table S2). The limited data for POC in glacier ice precluded calculating meaningful error estimates for glacier POC storage, which should be regarded as first order approximations.

The present day annual loss of DOC from the global glacier DOC store was calculated by multiplying contemporary rates of mass loss for glaciers in MGL, GIS, and AIS<sup>1,35</sup> by the mean englacial DOC and POC concentration for each. Due to a lack of direct measurements, ratios of DOC:POC were used to estimate englacial POC concentrations for GIS and AIS. Future losses of glacier DOC and POC from storage were calculated in the same manner using projections of glacier mass loss for the period 2014–2050 for MGL, GIS and AIS<sup>24–26</sup>.

**Organic carbon in glacier runoff.** Total DOC and POC fluxes in glacier runoff (Box 1) for mountain glaciers and the ice sheets were calculated based on the phase of runoff from each location. Glacier runoff (or discharge) from AIS occurs almost exclusively through iceberg calving, thus the masses of DOC and POC in runoff were calculated by multiplying the glacier discharge from AIS<sup>26</sup> by the concentration of DOC and POC in AIS englacial ice. In contrast, glacier runoff from GIS occurs via both calving (65%) and meltwater runoff (35%)<sup>24</sup> so the masses of DOC and POC in runoff were calculated using volume-weighted DOC and POC concentrations proportional to the amount of water lost as englacial ice (calving) versus meltwater. We estimated the partitioning of glacier runoff in MGL to be 70% meltwater and 30% calving<sup>48</sup> and similarly used volume-weighted DOC and POC concentrations based on this partitioning to calculate the masses of DOC and POC in glacier runoff from MGL. As with glacier storage, there were not sufficient data to calculate errors associated with our estimates of POC in glacial runoff. Thus, similar to glacier POC storage, the estimates of POC in glacier runoff off should be considered first order approximations (Supplementary Table S2).

Received 15 March 2014; accepted 21 November 2014;  
published online 19 January 2015

## References

- Gardner, A. S. *et al.* A reconciled estimate of glacier contributions to sea level rise: 2003 to 2009. *Science* **340**, 852–857 (2013).
- Radić, V. *et al.* Regional and global projections of twenty-first century glacier mass changes in response to climate scenarios from global climate models. *Clim. Dynam.* **42**, 37–58 (2013).
- Hodson, A. *et al.* Glacial ecosystems. *Ecol. Monogr.* **78**, 41–67 (2008).
- Anesio, A. M. & Laybourn-Parry, J. Glaciers and ice sheets as a biome. *Trends Ecol. Evol.* **27**, 219–225 (2012).
- Stibal, M., Šabacká, M. & Žárský, J. Biological processes on glacier and ice sheet surfaces. *Nature Geosci.* **5**, 771–774 (2012).
- Hood, E. *et al.* Glaciers as a source of ancient and labile organic matter to the marine environment. *Nature* **462**, 1044–1047 (2009).
- Singer, G. A. *et al.* Biogeochemically diverse organic matter in Alpine glaciers and its downstream fate. *Nature Geosci.* **5**, 710–714 (2012).
- Bhatia, M. P. *et al.* Organic carbon export from the Greenland ice sheet. *Geochim. Cosmochim. Acta* **109**, 329–344 (2013).
- Bhatia, M. P., Das, S. B., Longnecker, K., Charette, M. A. & Kujawinski, E. B. Molecular characterization of dissolved organic matter associated with the Greenland ice sheet. *Geochim. Cosmochim. Acta* **74**, 3768–3784 (2010).
- Battin, T. J. *et al.* Biophysical controls on organic carbon fluxes in fluvial networks. *Nature Geosci.* **1**, 95–100 (2008).
- Legrand, M. *et al.* Major 20th century changes of the content and chemical speciation of organic carbon archived in Alpine ice cores: Implications for the long-term change of organic aerosol over Europe. *J. Geophys. Res. Atmos.* **118**, 3879–3890 (2013).
- Legrand, M. *et al.* Water-soluble organic carbon in snow and ice deposited at Alpine, Greenland, and Antarctic sites: a critical review of available data and their atmospheric relevance. *Clim. Past Discuss.* **9**, 2357–2399 (2013).
- Foght, J. *et al.* Culturable bacteria in subglacial sediments and ice from two Houthern Hemisphere glaciers. *Microb. Ecol.* **47**, 329–340 (2004).
- Stibal, M. *et al.* Methanogenic potential of Arctic and Antarctic subglacial environments with contrasting organic carbon sources. *Glob. Change Biol.* **18**, 3332–3345 (2012).
- Telling, J. *et al.* Controls on the autochthonous production and respiration of organic matter in cryoconite holes on high Arctic glaciers. *J. Geophys. Res.* **117**, G01017 (2012).
- Stibal, M. *et al.* Organic matter content and quality in supraglacial debris across the ablation zone of the Greenland ice sheet. *Ann. Glaciol.* **51**, 1–8 (2010).
- Dubnick, A. *et al.* Characterization of dissolved organic matter (DOM) from glacial environments using total fluorescence spectroscopy and parallel factor analysis. *Ann. Glaciol.* **51**, 111–122 (2010).
- Bliss, A., Hock, R. & Cogley, J. G. A new inventory of mountain glaciers and ice caps for the Antarctic periphery. *Ann. Glaciol.* **54**, 191–199 (2013).
- Priscu, J. C., Christner, B. C., Foreman, C. M. & Royston-Bishop, G. in *Encyclopedia of Quaternary Science* (eds Elias, S. & Mock, C.) 1156–1167 (Elsevier, 2007).
- Priscu, J. C. & Christner, B. C. in *Microbial Diversity and Bioprospecting* (ed. Bull, S.) Ch. 13, 130–145 (ASM Press, 2004).
- Ping, C.-L. *et al.* High stocks of soil organic carbon in the North American Arctic region. *Nature Geosci.* **1**, 615–619 (2008).
- Schuur, E. A. G. *et al.* Vulnerability of permafrost carbon to climate change: implications for the global carbon cycle. *BioScience* **58**, 701 (2008).
- Striegl, R. G., Aiken, G. R., Dornblaser, M. M., Raymond, P. A. & Wickland, K. P. A decrease in discharge-normalized DOC export by the Yukon River during summer through autumn. *Geophys. Res. Lett.* **32**, L21413 (2005).
- Bamber, J., van den Broeke, M., Ettema, J., Lenaerts, J. & Rignot, E. Recent large increases in freshwater fluxes from Greenland into the North Atlantic. *Geophys. Res. Lett.* **39**, L19501 (2012).
- Bliss, A., Hock, R. & Radić, V. Global response of glacier runoff to twenty-first century climate change. *J. Geophys. Res. Earth Surf.* **119**, 717–730 (2014).
- Rignot, E. *et al.* Recent Antarctic ice mass loss from radar interferometry and regional climate modelling. *Nature Geosci.* **1**, 106–110 (2008).
- IPCC *Climate Change 2013: The Physical Science Basis* (eds Stocker, T. F. *et al.*) (Cambridge Univ. Press, 2013).
- Meier, M. F. *et al.* Glaciers dominate eustatic sea-level rise in the 21st century. *Science* **317**, 1064–1067 (2007).
- Antony, R. *et al.* Origin and sources of dissolved organic matter in snow on the East Antarctic ice sheet. *Environ. Sci. Technol.* **48**, 6151–6159 (2014).
- Hallet, B., Hunter, L. & Bogen, J. Rates of erosion and sediment evacuation by glaciers: A review of field data and their implications. *Glob. Planet. Change* **12**, 213–235 (1996).
- Tockner, K., Malard, F., Uehlinger, U. & Ward, J. V. Nutrients and organic matter in a glacial river-floodplain system (Val Roseg, Switzerland). *Limnol. Oceanogr.* **47**, 266–277 (2002).
- Dai, M., Yin, Z., Meng, F., Liu, Q. & Cai, W.-J. Spatial distribution of riverine DOC inputs to the ocean: an updated global synthesis. *Curr. Opin. Environ. Sustain.* **4**, 170–178 (2012).
- Beusen, A. H. W., Dekkers, A. L. M., Bouwman, A. F., Ludwig, W. & Harrison, J. Estimation of global river transport of sediments and associated particulate C, N, and P. *Glob. Biogeochem. Cycles* **19**, GB4S05 (2005).
- Bianchi, T. S. The role of terrestrially derived organic carbon in the coastal ocean: A changing paradigm and the priming effect. *Proc. Natl Acad. Sci. USA* **108**, 19473–19481 (2011).
- Rignot, E., Velicogna, I., van den Broeke, M. R., Monaghan, A. & Lenaerts, J. T. M. Acceleration of the contribution of the Greenland and Antarctic ice sheets to sea level rise. *Geophys. Res. Lett.* **38**, L05503 (2011).
- Gardner, A. S. *et al.* Sharply increased mass loss from glaciers and ice caps in the Canadian Arctic Archipelago. *Nature* **473**, 357–360 (2011).
- Kaser, G., Grosshauser, M. & Marzeion, B. Contribution potential of glaciers to water availability in different climate regimes. *Proc. Natl Acad. Sci. USA* **107**, 20223–20227 (2010).
- Moreira-Turcq, P., Seyler, P., Guyot, J. L. & Etcheber, H. Exportation of organic carbon from the Amazon River and its main tributaries. *Hydrol. Process.* **17**, 1329–1344 (2003).

39. Anesio, A. M., Hodson, A. J., Fritz, A., Psenner, R. & Sattler, B. High microbial activity on glaciers: importance to the global carbon cycle. *Glob. Change Biol.* **15**, 955–960 (2009).
40. Lavanchy, V. M. H., Gäggeler, H. W., Schotterer, U., Schwikowski, M. & Baltensperger, U. Historical record of carbonaceous particle concentrations from a European high-alpine glacier (Colle Gnifetti, Switzerland). *J. Geophys. Res.* **104**, 21227 (1999).
41. Stubbins, A. *et al.* Anthropogenic aerosols as a source of ancient dissolved organic matter in glaciers. *Nature Geosci.* **5**, 198–201 (2012).
42. Coynel, A., Seyler, P., Etcheber, H., Meybeck, M. & Orange, D. Spatial and seasonal dynamics of total suspended sediment and organic carbon species in the Congo River. *Glob. Biogeochem. Cycles* **19**, GB4019 (2005).
43. Bardgett, R. D. *et al.* Heterotrophic microbial communities use ancient carbon following glacial retreat. *Biol. Lett.* **3**, 487–490 (2007).
44. Hågvar, S. & Ohlson, M. Ancient carbon from a melting glacier gives high <sup>14</sup>C age in living pioneer invertebrates. *Sci. Rep.* **3**, 2820 (2013).
45. Fellman, J. B. *et al.* The impact of glacier runoff on the biodegradability and biochemical composition of terrigenous dissolved organic matter in near-shore marine ecosystems. *Mar. Chem.* **121**, 112–122 (2010).
46. Radić, V. & Hock, R. Regional and global volumes of glaciers derived from statistical upscaling of glacier inventory data. *J. Geophys. Res.* **115**, F01010 (2010).
47. Huybrechts, P. Sea-level changes at the LGM from ice-dynamic reconstructions of the Greenland and Antarctic ice sheets during the glacial cycles. *Quat. Sci. Rev.* **21**, 203–231 (2002).
48. Pfeffer, W. T., Harper, J. T. & O'Neel, S. Kinematic constraints on glacier contributions to 21st-century sea-level rise. *Science* **321**, 1340–1343 (2008).
49. Radić, V. & Hock, R. Glaciers in the Earth's hydrological cycle: assessments of glacier mass and runoff changes on global and regional scales. *Surv. Geophys.* **46**, 813–837 (2014).
50. O'Neel, S., Hood, E., Arendt, A. & Sass, L. Assessing streamflow sensitivity to variations in glacier mass balance. *Climatic Change* **123**, 329–341 (2014).

### Acknowledgements

M. Sharp, B. Sattler, A. Dubnick, M. Schwikowski, D. Wagenbach and H. Hoffmann shared unpublished glacier organic carbon data. U. Federer provided TOC data from the Talos Dome ice core. K. Timm produced Fig. 1 and Box 1. M. Gooseff and R. Hood provided photos for Fig. 1. Our work in this area is supported by NSF (OIA-1208927, EAR-0943599) and the DOI Alaska Climate Science Center to E.H. and S.O., FWF START Y420-B17 to T.J.B. and NSF (DEB-1145885/1145932) to E.H., J.B.F. and R.G.M.S.

### Author contributions

E.H., T.J.B. and R.G.M.S. conceived the study. All authors helped with compiling and analysing organic carbon and/or glaciological data and contributed to the writing of the paper.

### Additional information

Supplementary information is available in the online version of the paper. Reprints and permissions information is available online at [www.nature.com/reprints](http://www.nature.com/reprints). Correspondence should be addressed to E.H.

### Competing financial interests

The authors declare no competing financial interests.